



## HOWTO secure a Beogram 6000, 6002, 6006, 8000, 8002 for transport

The record player is very sensitive and must be secured before transport. This is done according to the pictures.



1) Lift and remove the disc and pack it separately:



# MasterPlay<sup>R</sup>

Integrating your B&O

2) Lift and remove the black motor plate and pack it separately:






# MasterPlay<sup>R</sup>


Integrating your B&O

3) Ensure that the centre disc cant be lifted out of position (a). If it could then the plastic taco disc will be damaged during the transport (b).



Locate the three transport secure points


Loosen the screw:




# MasterPlay<sup>R</sup>

Integrating your B&O

Change the brick position and secure the screw. Repeat for all three.



Ready:



Before using the record player do this instruction in oposite order.